

Math 130 - Review 1

Name key Score _____

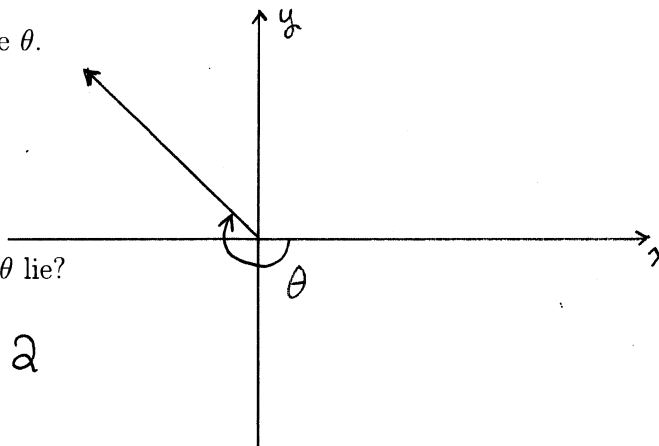
These problems may help you review for Test 1. Your actual test will not be as long as this review packet.

1. Use radian measure to say what it means for an angle to be *acute*.

$$\text{THE ANGLE } \theta \text{ IS ACUTE IF } 0 < \theta < \frac{\pi}{2}.$$

2. The angle θ lies in standard position and has radian measure $-\frac{5\pi}{4}$.

- (a) Roughly sketch the angle θ .



- (b) In which quadrant does θ lie?

QUADRANT 2

- (c) Determine the degree measure of θ .

$$-\frac{5\pi}{4} = -5(45^\circ) = \boxed{-225^\circ}$$

- (d) Determine two (additional) coterminal angles and write in radian measure.

$$\boxed{\frac{3\pi}{4}} \text{ AND } \frac{3\pi}{4} + 2\pi = \boxed{\frac{11\pi}{4}}$$

3. Determine the complement and the supplement of $\pi/12$. Write your answers in both radian and degree measure.

MAKE 90°

Complement:

$$\frac{\pi}{12}, \boxed{\frac{5\pi}{12}}$$
$$15^\circ, \boxed{75^\circ}$$

MAKE 180°

Supplement:

$$\frac{\pi}{12}, \boxed{\frac{11\pi}{12}}$$
$$15^\circ, \boxed{165^\circ}$$

4. Convert 255° to radian measure.

$$255^\circ \cdot \frac{\pi}{180^\circ} = \frac{255}{180} \pi = \frac{17\pi}{12}$$

5. The minute hand of a clock is 8 in long.

(a) What angle does the hand sweep out in 20 minutes?

$$20 \text{ min is } \frac{1}{3} \text{ OF AN HOUR} \Rightarrow \frac{1}{3} \text{ OF } 360^\circ = 120^\circ = \frac{2\pi}{3}$$

(b) What arc length is swept out in 20 minutes?

$$(8) \left(\frac{2\pi}{3} \right) = \frac{16\pi}{3} \text{ in} \approx 16.76 \text{ in}$$

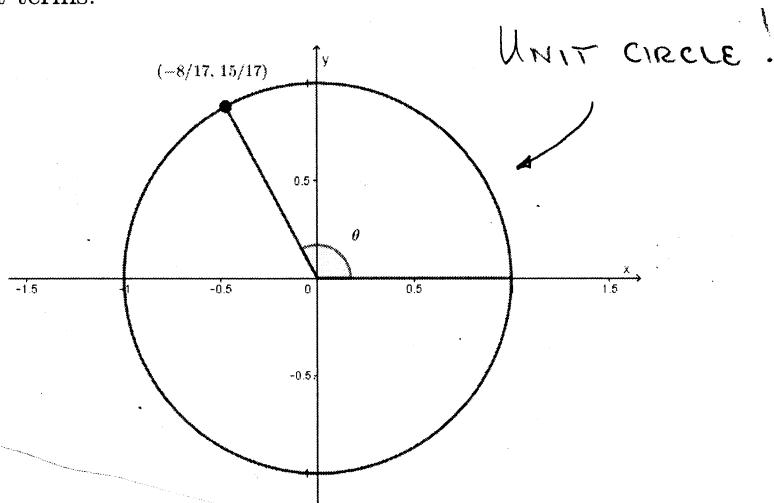
(c) Determine the angular speed of the minute hand.

$$\frac{120^\circ}{20 \text{ min}} = 6^\circ \text{ PER min} \quad \text{OR} \quad \frac{\frac{2\pi}{3}}{20 \text{ min}} = \frac{\pi}{30} \text{ RADIANS/min}$$

(d) Determine the linear speed of the tip of the minute hand.

$$v = r\omega = (8 \text{ in}) \left(\frac{\pi}{30 \text{ min}} \right) = \frac{8\pi}{30} \text{ in/min} = \frac{4\pi}{15} \text{ in/min}$$

6. Find the exact values of the six trigonometric functions at θ . Write your answers as fractions in lowest terms.



$$\cos \theta = \frac{-8}{17}$$

$$\sin \theta = \frac{15}{17}$$

$$\tan \theta = -\frac{15}{8}$$

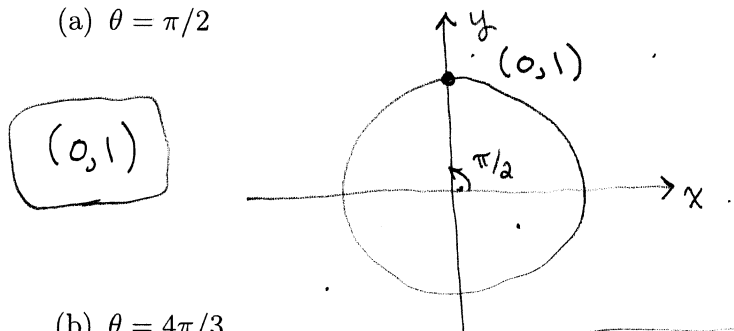
$$\sec \theta = -\frac{17}{8}$$

$$\csc \theta = \frac{17}{15}$$

$$\cot \theta = -\frac{8}{15}$$

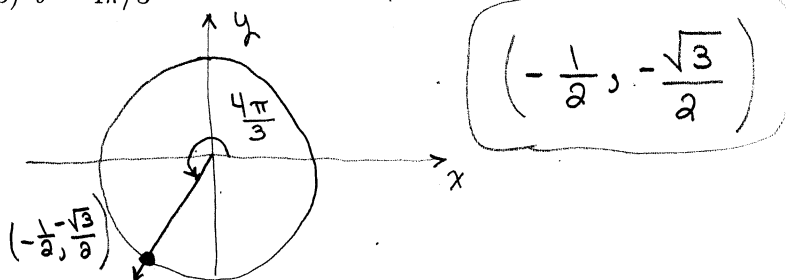
7. Find the exact coordinates of the point (x, y) on the unit circle that corresponds to the angle θ . Do not use a calculator.

(a) $\theta = \pi/2$



(b) $\theta = 4\pi/3$

60° REFERENCE
ANGLE



8. Briefly explain why $\sin(13\pi/6) = \sin(\pi/6)$.

SINE HAS PERIOD $2\pi \dots$

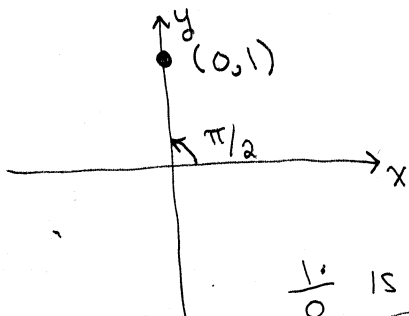
$$\sin\left(\frac{\pi}{6}\right) = \sin\left(\frac{\pi}{6} + 2\pi\right) = \sin\left(\frac{13\pi}{6}\right)$$

9. If $\sin t = \frac{1}{2}$, then what are the values of $\sin(-t)$ and $\csc(-t)$?

SINE IS AN ODD FUNCTION: $\sin(-x) = -\sin x$

$$\sin(-t) = -\sin t = \boxed{-\frac{1}{2}}, \quad \csc(-t) = \frac{1}{\sin(-t)} = \boxed{-2}$$

10. Without using your calculator, determine the value of $\tan(\pi/2)$. Suppose your classmate used a calculator to compute the value and got 0.0274224. What did your classmate do wrong?

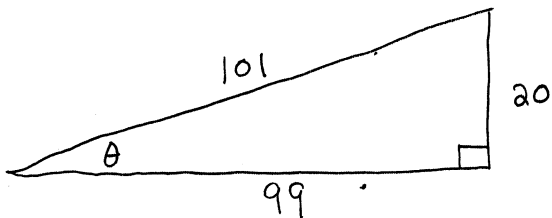


↑
CALCULATOR IS IN
DEGREE MODE!

$\frac{1}{0}$ IS NOT DEFINED.

$\tan \frac{\pi}{2}$ IS NOT
DEFINED.

11. A right triangle has sides of lengths 20, 99, and 101. Let θ be smallest angle. Find the values of the six trigonometric functions at θ .



$$\sin \theta = \frac{20}{101}$$

$$\csc \theta = \frac{101}{20}$$

$$\cos \theta = \frac{99}{101}$$

$$\sec \theta = \frac{101}{99}$$

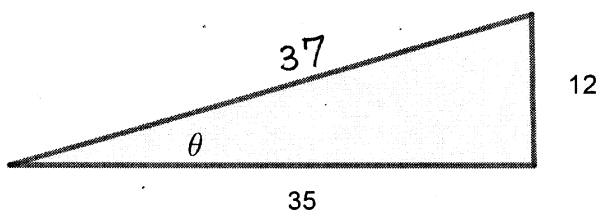
$$\tan \theta = \frac{20}{99}$$

$$\cot \theta = \frac{99}{20}$$

12. Refer to the right triangle shown below. Find the values of the six trigonometric functions at θ .

$$12^2 + 35^2 = 1369$$

$$= 37^2$$



$$\sin \theta = \frac{12}{37}$$

$$\csc \theta = \frac{37}{12}$$

$$\cos \theta = \frac{35}{37}$$

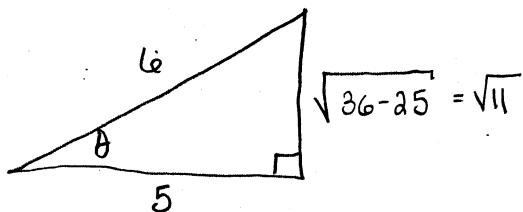
$$\sec \theta = \frac{37}{35}$$

$$\tan \theta = \frac{12}{35}$$

$$\cot \theta = \frac{35}{12}$$

$$\sec \theta = \frac{\text{HYP}}{\text{ADJ}}$$

13. Sketch a right triangle with an acute angle θ such that $\sec \theta = \frac{6}{5}$. Then find the values of the six trigonometric functions at θ .



$$\sin \theta = \frac{\sqrt{11}}{6}$$

$$\csc \theta = \frac{6}{\sqrt{11}}$$

$$\cos \theta = \frac{5}{6}$$

$$\sec \theta = \frac{6}{5}$$

$$\tan \theta = \frac{\sqrt{11}}{5}$$

$$\cot \theta = \frac{5}{\sqrt{11}}$$

14. Is it true that $\frac{\sin 60^\circ}{\sin 30^\circ} = \sin 2^\circ$? If someone thinks so, what mistake are they probably making?

No way!

$$\frac{\sin 60^\circ}{\sin 30^\circ} \neq \sin \left(\frac{60^\circ}{30^\circ} \right)$$

15. Based only on your memory, write the values of each of the following.

(a) $\sin 30^\circ = \boxed{\frac{1}{2}}$

(b) $\cos(\pi/3) = \boxed{\frac{1}{2}}$

(c) $\tan(\pi/4) = \frac{\sqrt{2}/2}{\sqrt{2}/2} = \boxed{1}$

16. Use trig identities to transform one side of the equation into the other.

(a) $\cot \alpha \sin \alpha = \cos \alpha$

$$\left(\frac{\cos \alpha}{\sin \alpha}\right) \sin \alpha = \cos \alpha$$

(b) $(\sec \theta + \tan \theta)(\sec \theta - \tan \theta) = 1$

$$\sec^2 \theta - \tan^2 \theta$$

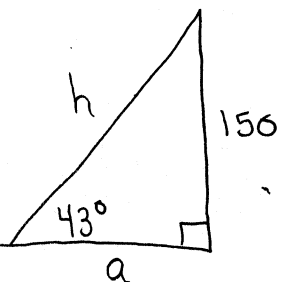
$$(\tan^2 \theta + 1) - \tan^2 \theta = 1$$

17. A guy wire runs from the ground to a cell tower. The wire is attached to the tower 150 feet above the ground, and the angle formed between the wire and the ground is 43° . Assume that the tower makes a right angle with the ground.

(a) How long is the guy wire?

$$\sin 43^\circ = \frac{150}{h} \Rightarrow h = \frac{150 \text{ FT}}{\sin 43^\circ} \approx \boxed{219.9 \text{ FT}}$$

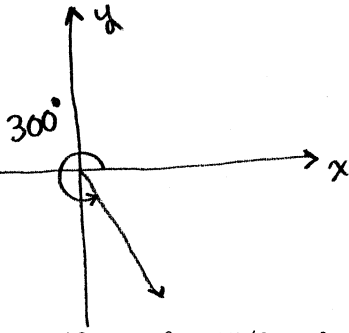
(b) How far is the base of the tower from the point on the ground where the guy wire is anchored?



$$\tan 43^\circ = \frac{150}{a} \Rightarrow a = \frac{150 \text{ FT}}{\tan 43^\circ}$$

$$\approx \boxed{160.9 \text{ FT}}$$

18. $\theta = 300^\circ$. Determine the reference angle. Without using your calculator or unit circle, determine the values of the six trigonometric functions at θ .



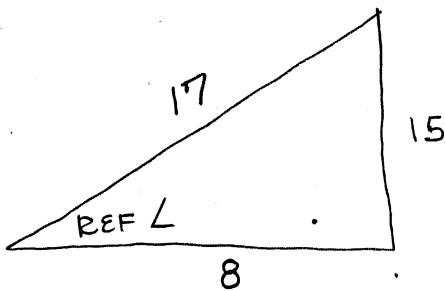
REF \angle IS 60°

$$\begin{aligned} \sin 300^\circ &= -\sin 60^\circ = -\frac{\sqrt{3}}{2} \\ \cos 300^\circ &= \cos 60^\circ = \frac{1}{2} \\ \tan 300^\circ &= -\sqrt{3} \end{aligned}$$

$$\begin{aligned} \csc 300^\circ &= -\frac{2}{\sqrt{3}} \\ \sec 300^\circ &= 2 \\ \cot 300^\circ &= -\frac{1}{\sqrt{3}} \end{aligned}$$

19. $\tan \theta = 15/8$ and $\sin \theta < 0$.

Find the exact values of the six trigonometric functions at θ .



$$\begin{aligned} 15^2 + 8^2 &= 225 + 64 \\ &= 289 \end{aligned}$$

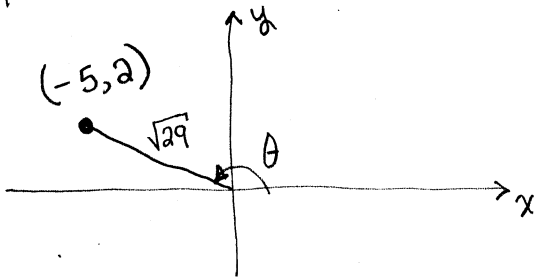
Using THE REF \angle

AND THAT
 $\tan \theta > 0$, $\sin \theta < 0$

$$\begin{aligned} \sin \theta &= -\frac{15}{17} & \csc \theta &= -\frac{17}{15} \\ \cos \theta &= -\frac{8}{17} & \sec \theta &= -\frac{17}{8} \\ \tan \theta &= \frac{15}{8} & \cot \theta &= \frac{8}{15} \end{aligned}$$

20. The point $(-5, 2)$ is on the terminal side of an angle in standard position. Find the exact values of the six trigonometric functions at that angle. Simplify your answers as much as possible.

$$5^2 + 2^2 = 29$$



$$\sin \theta = \frac{2}{\sqrt{29}}$$

$$\csc \theta = \frac{\sqrt{29}}{2}$$

$$\cos \theta = -\frac{5}{\sqrt{29}}$$

$$\sec \theta = -\frac{\sqrt{29}}{5}$$

$$\tan \theta = -\frac{2}{5}$$

$$\cot \theta = -\frac{5}{2}$$

21. Determine the quadrant in which θ lies.

(a) $\sin \theta < 0$, $\cos \theta < 0$

QUAD 3

(b) $\sec \theta > 0$, $\cot \theta < 0$

$$\cos \theta > 0, \tan \theta < 0$$

$$\sin \theta < 0$$

QUAD 4

22. Determine the period and amplitude.

(a) $y = 5 \sin 2x$

Amplitude = 5 , Period = $\frac{2\pi}{2} = \pi$

(b) $y = -8 \cos 100\pi x$

Amplitude = 8 , Period = $\frac{2\pi}{100\pi} = \frac{1}{50}$

23. Describe how the graph of each equation below can be obtained from the graph of $y = \sin x$.

(a) $y = -3 \sin x$

FLIP THE GRAPH ABOUT THE X-AXIS

AND VERTICALLY STRETCH TO HAVE AMPLITUDE 3.

(b) $y = \sin(x - \pi)$

SHIFT RIGHT π UNITS.

(c) $y = 2 + \sin \pi x$

RESCALE / COMPRESS TO PERIOD 2 AND SHIFT UP 2 UNITS.

24. On the attached graph paper, sketch the graph of $y = -1 + \cos 4\pi x$. (Include two full periods.)

SEE ATTACHED.

25. On the attached graph paper, sketch the graph of $y = -\sin\left(\pi x + \frac{\pi}{4}\right)$. (Include two full periods.)

SEE ATTACHED.

26. Write an equation whose graph has the given characteristics.

- (a) A sine curve with period π , an amplitude of 2, a right phase shift of $\pi/2$, and a vertical translation up 1 unit.

$$y = 1 + 2 \sin 2\left(x - \frac{\pi}{2}\right)$$

OR

$$y = 1 + 2 \sin (2x - \pi)$$

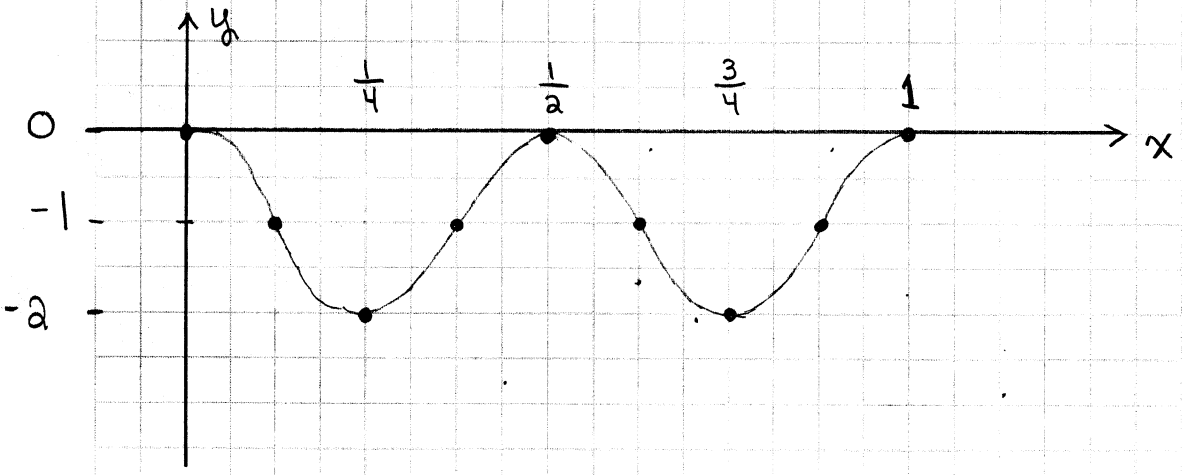
- (b) A cosine curve with period 4π , an amplitude of 3, a left phase shift of $\pi/2$, and a vertical translation down 2 units.

$$y = -2 + 3 \cos \frac{1}{2}\left(x + \frac{\pi}{2}\right)$$

OR

$$y = -2 + 3 \cos \left(\frac{1}{2}x + \frac{\pi}{4}\right)$$

#24 $y = -1 + \cos 4\pi x$ Period is $\frac{2\pi}{4\pi} = \frac{1}{2}$



#25 $y = -\sin\left(\pi x + \frac{\pi}{4}\right) = -\sin \pi\left(x + \frac{1}{4}\right)$, Period = $\frac{2\pi}{\pi} = 2$

